

IDEA YACHT Release 2023.2

In this document we will showcase the most notable changes for IDEA YACHT 2023.2.

Please note, IDEA YACHT will not to be automatically updated except if you are using an IDEA Cloud based solution without replication. To arrange an update please contact support@idea-data.com

If you want to try out this IDEA YACHT version first, please have a look at our public demo page:

<https://demo.ideavio.com>

Contents

- [2023.2 Key changes](#)
- [Layout](#)
- [Budget](#)
- [Search](#)
- [App](#)
- [IDEA Snag List and Snag List Cloud](#)



2023.2 Key changes

Update 2023.2 IDEA YACHT sees big improvements to our new IDEA Snag List module, allowing even more flexibility and huge advancements in the way you can utilise your layout. With the ability to create more markers and filter them like never before, if you're not familiar with the layout, then there is no better time to start using it as part of your workflow. Enhancements to budgets and search functionality are also included, as is improvements to creating purchase orders and an integration with yacht product marketplace Yachtneeds. Please find below an overview about all the key features included:

Layout

- Upgraded control to handle high number of marker data, easily handle 50k and more points of interest.
- Snag List added to layout drawing, directly manage your snag entries from your dashboard
- Multiple layouts, you can setup one by deck or manage your tender or shoreside locations
- Easily filter your markers, with built-in filters
- Global search directly in your layout, search for any component, storage, entry point or Snag List entry on any layout.
- See tasks for equipment, complete tasks or update running hours for your hour counter
- With the logs and round module you can also update entry points directly from the layout
- Add the new layout widget to your custom dashboard to control IDEA using your layout drawing

IDEA YACHT Release 2023.2

Budget

- New budget/account code support, connect a purchase order with a custom accounting code.
- Archive budgets that should no longer be used, they are still shown and can be checked to see spending details

Search


- Updated global search in IDEA YACHT
- Press / on any page in IDEA YACHT to open the search dialog box quickly
- Changed the background of the search to “server-side” operation, handle bigger databases and result sets

App

- Get notifications if you have not synced data on your phone, never miss sending the last maintenance you performed
- Yachtneeds and Amazon integration in the app
- Use the built-in barcode scanner to jump from entry point to entry point in a round, you can also use the NFC tokens for it
- Extended the global app search for inventory, find all your spares & consumables

Snag List and Snag List Cloud

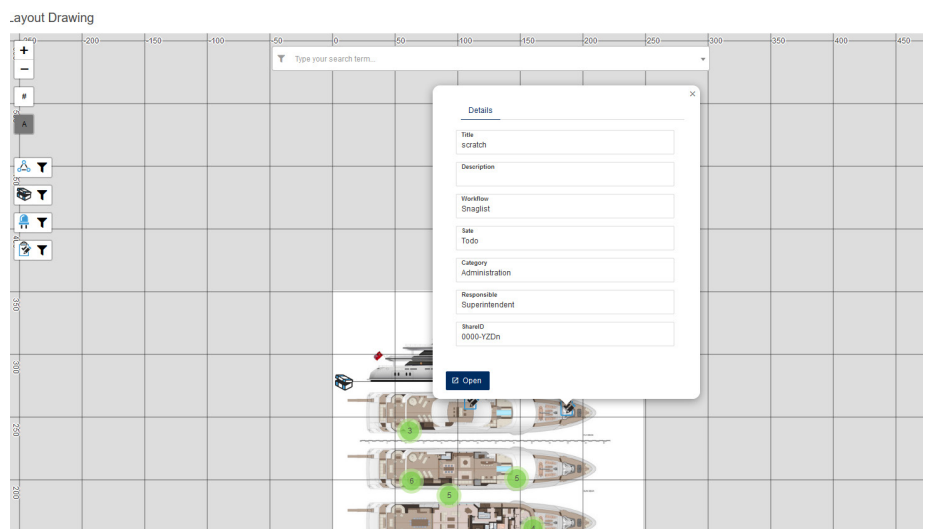
- Share snag entries with 3rd parties easily with our no extra costs Snag List Cloud
- Improved Snag List workflow editor, create and manage your custom workflows easily
- Improved overview in IDEA YACHT, more filters on the Snag List overview page
- Optional “All” state for your workflow, filter for any data in a given workflow in one view



Layout

You may use the layout (GA - General Arrangement drawing) in your daily workflow, or may not be as familiar with its usage. Now is either the perfect time to start, or increase the amount that you perhaps utilise it.

This latest update has made the layout more robust, with the ability for to handle of 50k markers and points of interest. So no need to worry about how quickly it can process the information that you input or how easily you can control it.



Our popular new feature Snag List has also been added to the layout drawing. You can filter the visibility of Snag List entries on and off by clicking the icon on the left side of the layout window. You can also edit and manage you Snag List entries direct from the layout, and from your dashboard if you have the layout module selected.

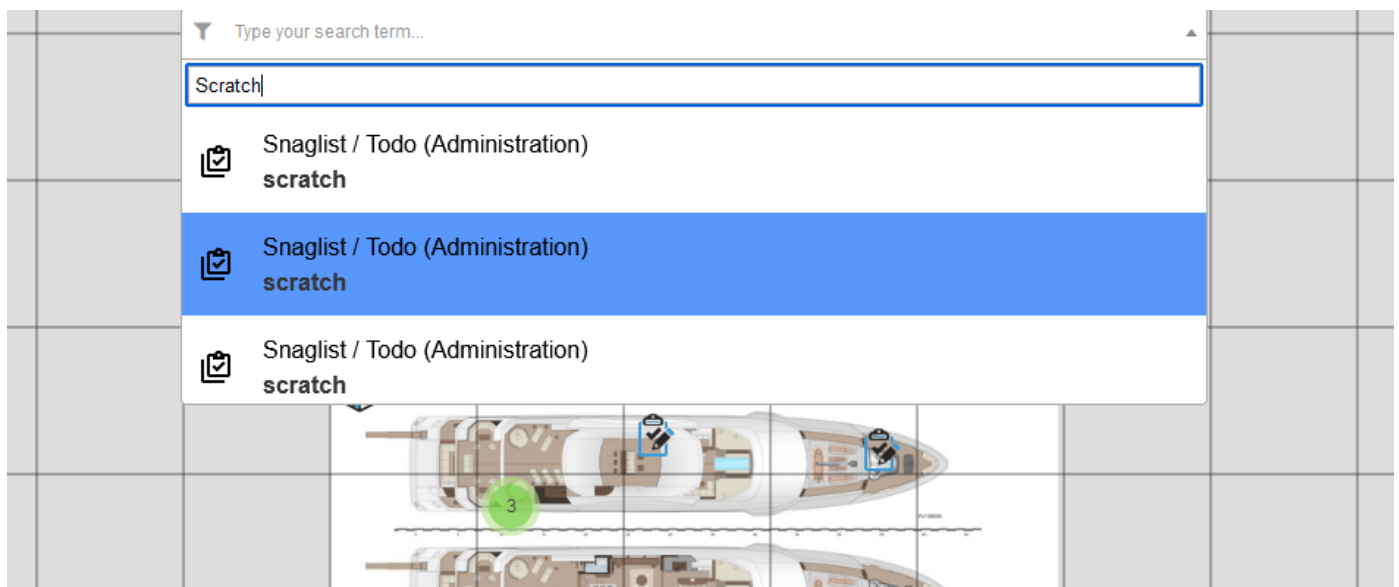
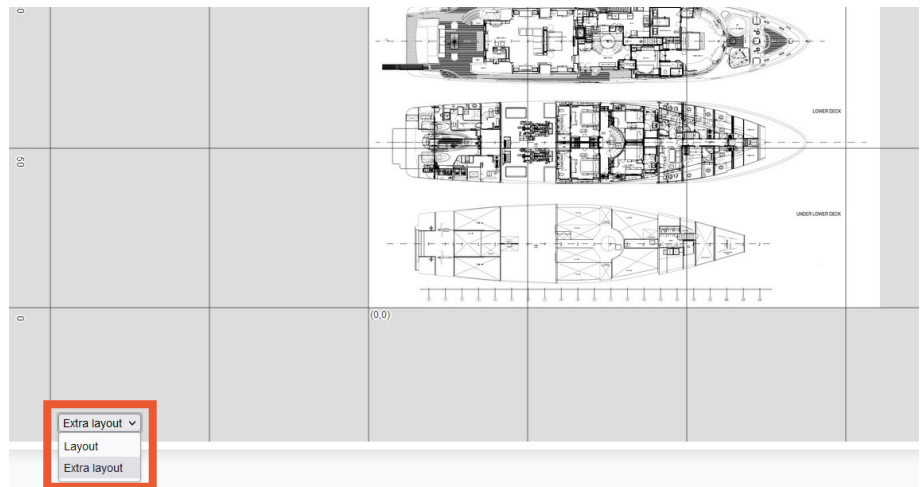
As part of improvements to the layout, we have added the ability to upload multiple General Arrangement drawings and therefor create multiple layouts. This allows you to add diagrams and markers to tenders or other locations that you wish to manage with IDEA YACHT's software.

IDEA YACHT Release 2023.2

To switch between the layouts, click the **expandable menu at the bottom** of the layout window and select the desired option.

To ensure that using the layout as the hub of your onboard operations is as easy and simple to navigate as possible, we have added some built in filters to sort and view the markers on the layout. You can

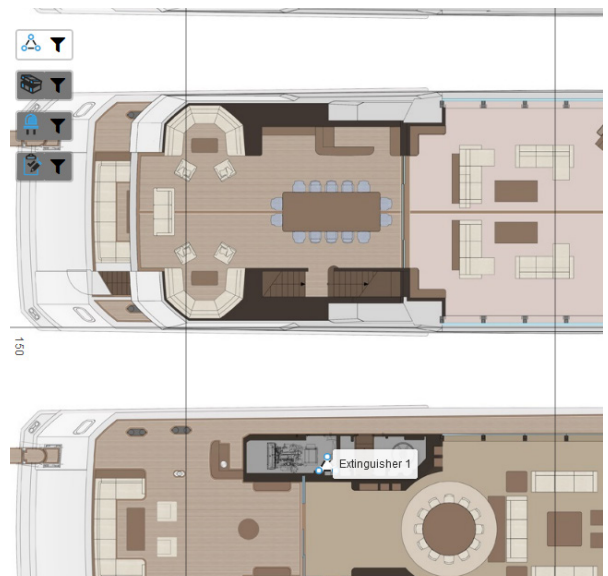
get an overview of components, Snag List entries, entry points, and storages. Simply click on them to filter out the desired markers, they will grey out when deselected.



We have also enabled the ability to search directly in the layout to find any of the previously mentioned items. Simply start typing what you wish to locate and the dropdown will suggest possible answers to make finding what you are looking for easier than ever.

If you are using the Logs and Rounds module, you can update entry points directly in the layout to better visualise what the round will encompass.

Remember to add the new layout widget to your custom dashboard to control IDEA YACHT using your layout drawing



Budget

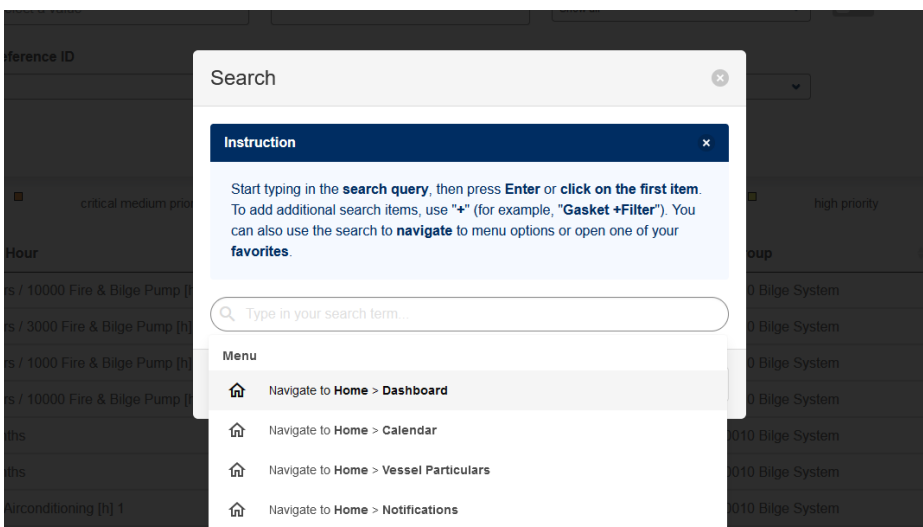
You can now connect a purchase order with a custom accounting code. In accounting systems, each transaction or expense is typically assigned a specific account code that categorizes it according to the type of expense or income it represents. Find this option in the entry for the budget order details.



When budgets are created for specific time periods or projects, there may come a point when they are no longer active or relevant. However, instead of completely removing these budgets from the system, they are archived. Archived budgets are no longer active or available for new transactions, but they are still visible in the system for reference purposes. Users can access archived budgets to review the spending details and analyze historical data. This helps in maintaining a comprehensive financial record and allows users to track and understand how funds were allocated and spent in the past. To archive a budget, select the relevant budget and click 'archive' on the top tool bar.

Search

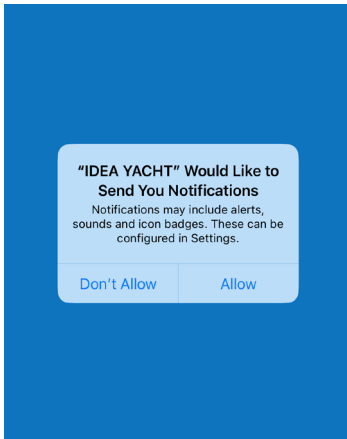
One of the key changes in this update is the introduction of a convenient shortcut to access the search functionality. Now, by simply pressing the "/" key on any page within IDEA YACHT, you can quickly open the search dialog box. This intuitive shortcut streamlines the search process, allowing you to find the information you need in no time.



We've also made substantial improvements to the underlying infrastructure of the search feature. Previously, the search operation primarily relied on your device's resources, which might have posed limitations when working with extensive databases or result sets. However, with our latest update, we have migrated the search functionality to a "server-side" operation.

App

Never worry about missing out on syncing important data on your phone again. With this update, you will receive notifications if you haven't synced your data recently. Stay informed and ensure that your information is up to date and securely backed up.



Keeping track of the last maintenance performed is crucial for the smooth operation of your vessel. With this update, you will never miss sending the last maintenance update. The app will provide reminders, ensuring that you document and record every maintenance activity accurately.

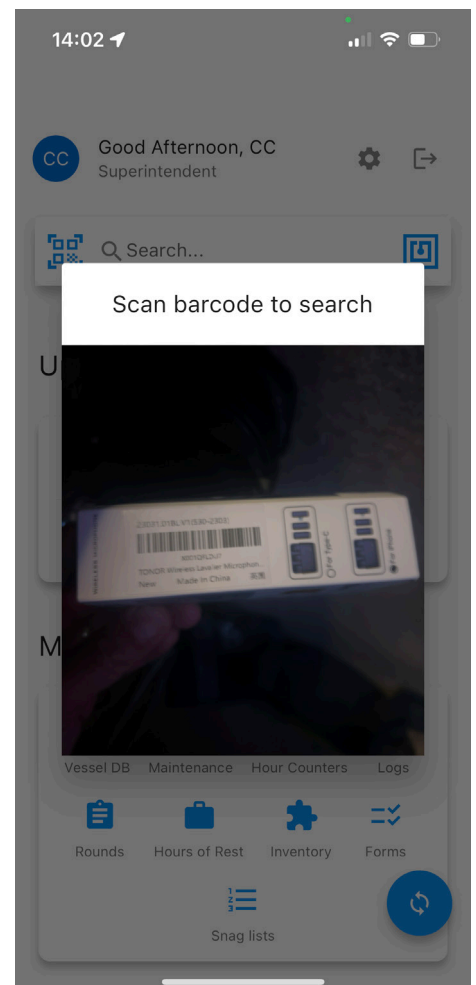
We've also provided the integration of Yachtneeds and Amazon within the app. This integration allows you to seamlessly connect with these platforms and access their services directly through our application. Enjoy a streamlined experience as you browse and purchase products, services, and supplies without leaving the app.

Effortlessly navigate through the app with the new built-in barcode scanner. Scan barcodes to quickly jump from one entry point to another. Whether you're managing inventory or accessing specific sections, the barcode scanner will enhance your productivity and make navigation more efficient. Additionally, NFC tokens can also be used with the scanner for seamless entry point access.

Finding the right spare parts and consumables for your inventory is now easier than ever. The global app search feature has been expanded to include inventory items, allowing you to locate all your spares and consumables with a single search. Save time and effort by quickly accessing the items you need, ensuring smooth operations and minimizing downtime.

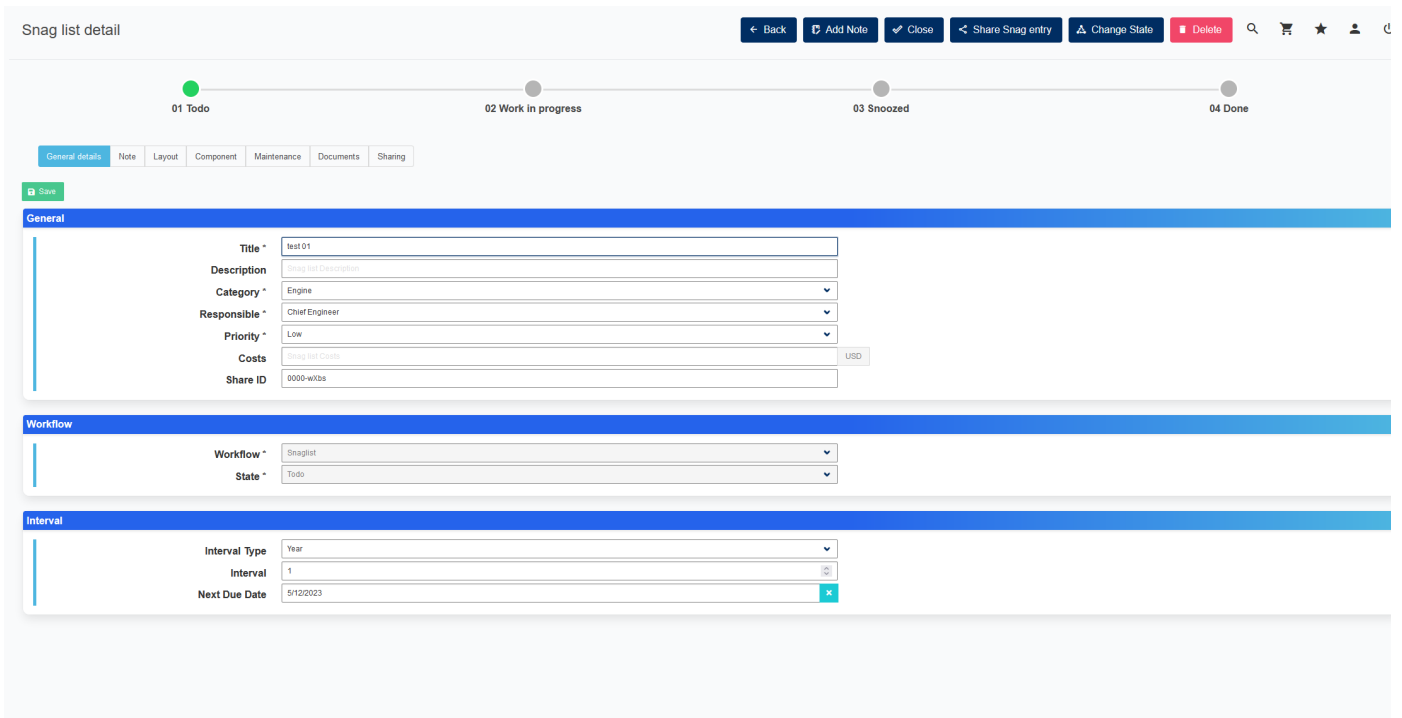
Snag List and Snag List Cloud

Our new update introduces an exciting feature that allows you to share snag entries directly with third parties. Now, you can effortlessly collaborate with contractors, stakeholders, or clients by providing them with access to specific Snag List entries. With no additional charges, this feature simplifies the communication process and promotes effective collaboration, ultimately expediting the resolution of issues.



IDEA YACHT Release 2023.2

We understand that every project is unique, and your workflow requirements may vary. That's why we have revamped our Snag List workflow editor, making it easier than ever to create and manage custom workflows. With an intuitive interface and simplified controls, you can effortlessly tailor the Snag List workflow to suit your project's specific needs. Enjoy greater flexibility and efficiency as you streamline your Snag List management process.



The screenshot displays the 'Snag list detail' interface. At the top, there is a progress bar with four stages: '01 Todo' (active), '02 Work in progress', '03 Snoozed', and '04 Done'. Below the progress bar is a navigation menu with tabs for 'General details', 'Note', 'Layout', 'Component', 'Maintenance', 'Documents', and 'Sharing'. A 'Save' button is located on the left. The main content area is divided into three sections: 'General', 'Workflow', and 'Interval'. The 'General' section includes fields for Title, Description, Category, Responsible, Priority, Costs, and Share ID. The 'Workflow' section includes fields for Workflow and State. The 'Interval' section includes fields for Interval Type, Interval, and Next Due Date.

Section	Field	Value
General	Title *	test 01
	Description	Snag list Description
	Category *	Engine
	Responsible *	Chief Engineer
	Priority *	Low
	Costs	Snag list Costs USD
	Share ID	0000-wx00
Workflow	Workflow *	Snaglist
	State *	Todo
Interval	Interval Type	Year
	Interval	1
	Next Due Date	5/12/2023

To provide you with a comprehensive overview of your snag list, we have enhanced the IDEA YACHT platform. The update introduces a range of additional filters on the Snag List overview page, empowering you to fine-tune your view and quickly locate the information you need. Effortlessly sort through your snag list entries based on various criteria, such as priority, status, assigned personnel, and more. This improved overview ensures you have the precise information at your fingertips, enabling faster decision-making and smoother project progress.