



## IDEA YACHT Release 2021.4

In this document we will showcase the most notable changes for IDEA YACHT 2021.4. Beside the change overview you can also find the complete change log at the end of the document.

Please note, IDEA YACHT will not be automatically updated except you are using an IDEA Cloud based solution. To arrange an update, please contact [support@idea-data.com](mailto:support@idea-data.com).

If you want to try out this IDEA YACHT version, please have a look at our public demo page:

<https://demo.ideavio.com>

## 2021.4 Key changes

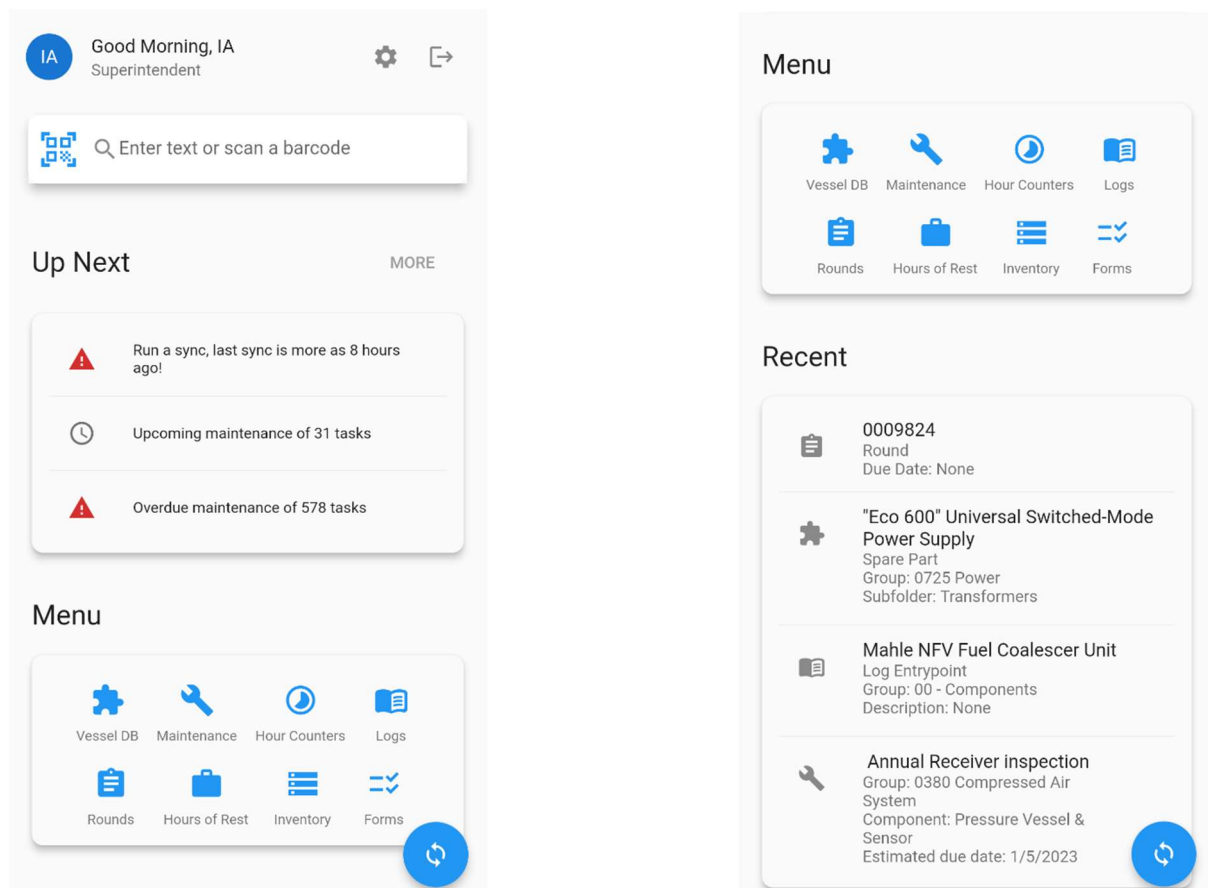
IDEA YACHT 2021.4 and its companion app for Android and iOS focuses on improving the ease and completeness of daily operations for all departments of a modern super yacht. The following list shows a high-level overview about the included changes:

- ISM-Forms on the go, fill out or continue any ISM forms from your mobile and sync the results with IDEA YACHT
- Design your own dashboard, set custom warning levels for reminders. For AV/IT the new system health widgets provide a quick overview about your IDEA installation
- Directly request oil/hydraulics/fluid analytics in IDEA with our new Spectro JetCare integration
- Fill in your working hours without logging into IDEA from your phone or in our app
- Directly search spare parts from IDEA YACHT on Amazon



# IDEA YACHT Mobile changes

The companion app for IDEA YACHT 2021.4 (version 3.3.0) for iOS and Android now offers further reminders on the dashboard. This includes a more detailed overview about upcoming or overdue tasks and rounds but also showcases you the last elements you have used.



The mobile app now also warns you if your last synchronization with IDEA YACHT has occurred more than 8 hours ago, in that case you directly run a sync to get the latest data. Of course, you can use the same powerful global search on the mobile like you are used to from IDEA YACHT web. On top of searching via text you can also scan in any type of barcode (EAN, QR) to let IDEA search for this in your database.

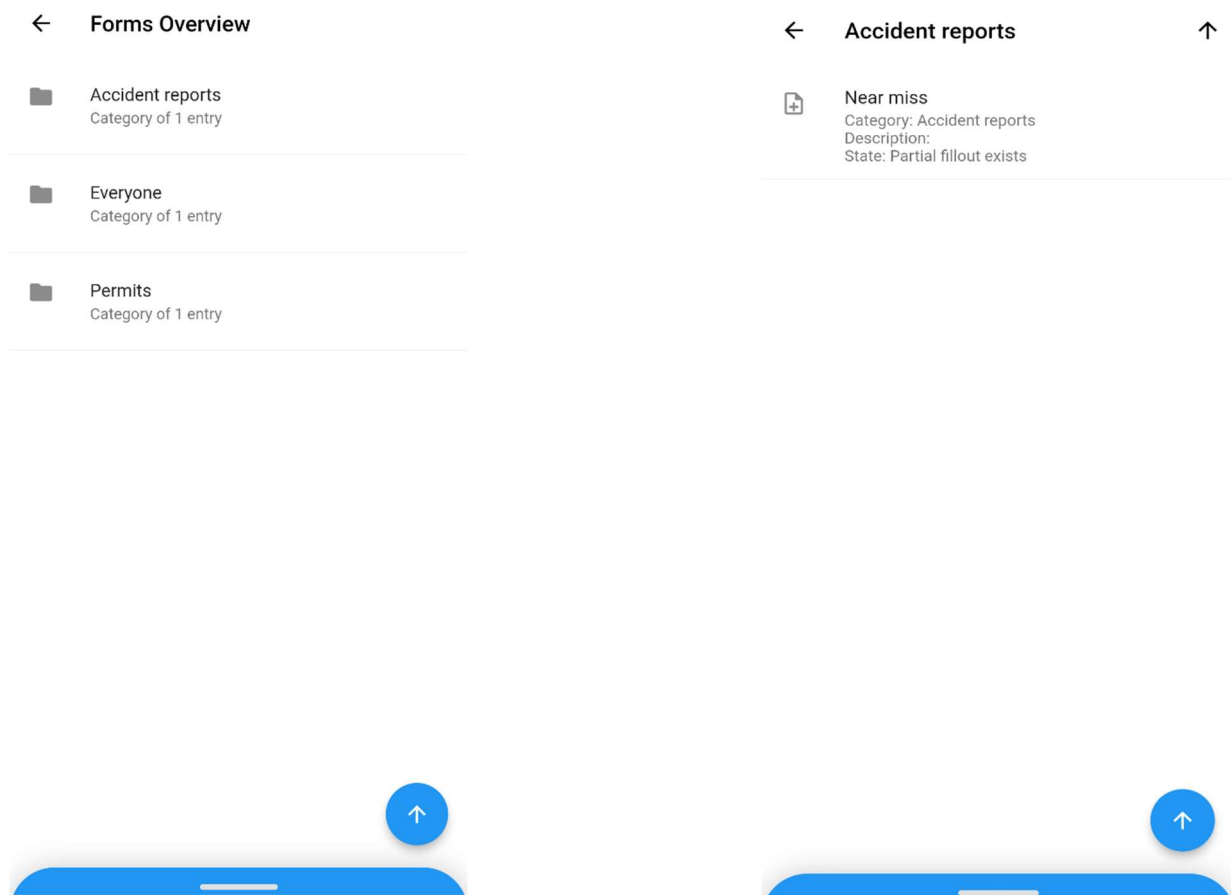


# ISM Forms on the go

As initially mentioned, the mobile now also supports the ISM forms module, allowing you to fill out or continue forms on the go.

*Please note: To use this feature you need to be connected to your IDEA YACHT server; this is required to ensure you always continue/fill out the most recent form.*

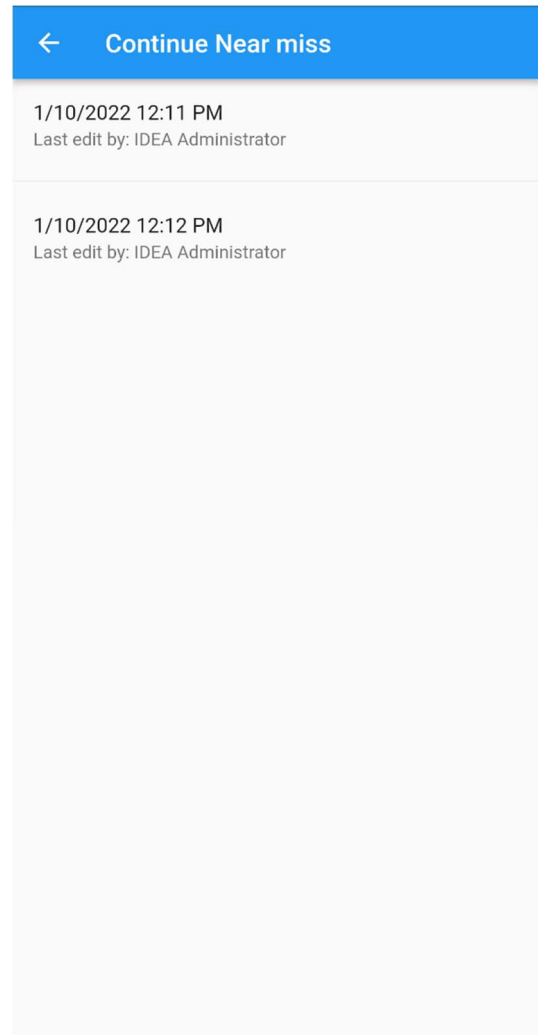
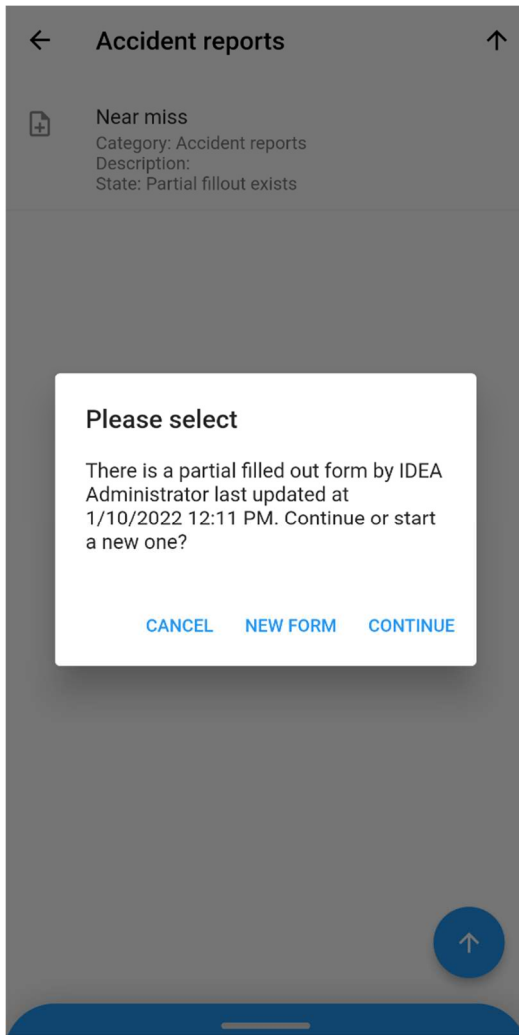
The Forms module first presents a list of categories based on your forms. In this list you can directly search for a specific form by its name using the bottom filter sheet. Once you have selected a category IDEA YACHT will show you all included forms.



*Hint: You can define what categories your user can see based on the positions; this can be used to limit forms to specific departments.*



IDEA YACHT supports multiple pending forms, you can start editing a form and save it to complete it later. It's also possible that somebody else continues a form started by you. You can always start a new form or continue existing once, IDEA will either ask you what you wish to do or shows you a list of existing started forms.

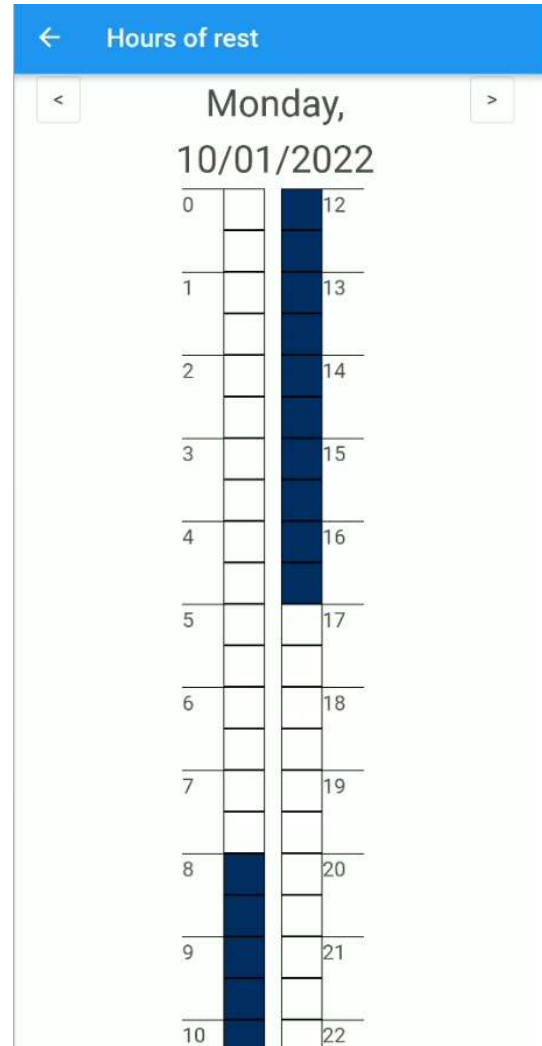


Once you save a form (or finish it) your changes are directly sent to the IDEA YACHT server, you don't have to run a synchronization.



# Hours of rest with IDEA Mobile

You can also fill in your working hours with the mobile app, just select Hours of rest from the main menu. Once you confirm your password you can start filling in the hours with a calendar sheet. You can make use of the auto-fill function to quickly get usual working days covered.



# IDEA YACHT Dashboard

The screenshot shows the IDEA YACHT Dashboard interface. At the top, there's a search bar and a 'My Dashboard' dropdown. The main content area is divided into several sections:

- Maintenance Overview:** Shows overdue planned tasks (5/39), overdue unplanned tasks (department only) (2), and overdue unplanned tasks (all departments) (39).
- Lab:** Includes a link to 'Open the full "Lab" page' and a search input for 'Quick filter name, provider or status'.
- Rounds:** Includes a link to 'Open the full "Rounds" page' and a note: 'Click on "Start" for one of the rounds to open it. Seems like you have no rounds for today!'.
- What's New:** Features a 'December 2021 Newsletter' dated 17/12/2021. It includes a 'Festive period - limited availability for support' notice for the 24th and 31st of December. Below this is a 'Top changes in our Q4 release' list:
  - Spectro / Jet Care integration into IDEA YACHT.
  - ISM Forms and checklist for IDEA YACHT mobile.
  - New widgets for your custom dashboard.
  - Reminders offer user defined warning levels.
  - New Lab requests tracking widget.
  - System health widget.
  - New Rounds widget.
  - Link work order purchases to maintenance tasks.
  - Amazon integration for inventory search.
- Rounds (Table):** A table titled 'Expired inventory (within next 30 days)' with columns: No, Name, Group, Department, Expiry date.
 

No	Name	Group	Department	Expiry date	
	Toilet System	Gamazyme BTC ""Do not restock""	0425 Waste Water System	Engine	01/08/2017
	Epoxy	SpaBond Epoxy	Consumables	Engine	01/08/2018
		Otto Seal S70, Natural stone silicone	Consumables	Engine	30/09/2018
	Sealant & Bonding	High Temperature Caulking	1030 Consumables	Deck	30/09/2019
AER3019	Water Detector Pills	0465 Helicopter Refuelling	Engine	01/01/2020	
- System Health:** A widget showing:
  - Storage Space:** IDEA has enough storage space. 764.26 Gb (or 782602.24 Mb) are free.
  - Backup:** There are no backups.
  - Online backup:** There are no backups.
  - Background processes:** Background worker is currently not running.

Since the dashboard was added with version 2021.3, we added more and more widgets to make sure you can create your very own dashboard. With 2021.4 you get the following changes:

- Set custom warning levels for reminders, you can define what is treated as a warning (yellow) or critical (red)
- A new widget to directly start your daily rounds from the dashboard
- Get an overview and search for any lab requests you have started with IDEA YACHT (more below)
- Get an overview about your IDEA YACHT server health

The system health widget will inform you if there is anything for your local installation that needs your attention.

This is a close-up of the System Health widget. It displays the following information:

- Storage Space:** IDEA has enough storage space. 764,13 Gb (or 782469,12 Mb) are free.
- Backup:** There are no backups.
- Online backup:** There are no backups.
- Background processes:** Background worker is currently not running.



If you want to setup custom warning levels for reminders, just open the reminder widget edit dialog and type in your warning levels.

**Editing Widget Settings**

Name: Maintenance Overview

**Maintenance**

- Overdue planned tasks (department only)
- Overdue planned/unplanned tasks (all departments)
- Overdue tasks (department only)

**Crew & Guest**

- Birthdays (next 180 days)
- Birthdays (next 30 days)
- Birthdays (next 365 days)
- Birthdays (next 60 days)
- Birthdays (next 7 days)
- Birthdays (next 90 days)
- COC expiry date (withing next 180 days)
- COC expiry date (withing next 30 days)
- COC expiry date (withing next 365 days)
- COC expiry date (withing next 60 days)
- COC expiry date (withing next 90 days)
- Crew & Guest documents (expired or expiring within next 180 days)
- Crew & Guest documents (expired or expiring within next 30 days)
- Crew & Guest documents (expired or expiring within next 365 days)

**Selected**

- Overdue planned tasks (all departments)
  - Warning threshold: 2
  - Danger threshold: 5
- Overdue unplanned tasks (department only)
  - Warning threshold: 2
  - Danger threshold: Danger threshold, enter a number or leave empty to disable
- Overdue unplanned tasks (all departments)
  - Warning threshold: Warning threshold, enter a number or leave empty to disable
  - Danger threshold: Danger threshold, enter a number or leave empty to disable

Buttons: Cancel, Save

Please note: The reminder colors will only be applied to the small reminder view

## Create multiple dashboards and share your creations

The dashboard system allows you to have multiple dashboards, you can create one for a generic overview and others for more specific checks. It's also possible to share your creations in your department. Check out these two short video tutorials to get started:

[Dashboard - Get started](#)

[Share your dashboards](#)



# IDEA YACHT Integrations

IDEA YACHT 2021.4 introduces a new system for vendor integrations. One of the first integrations ready and available is the Spectro JetCare laboratory system. We also added the option to quickly lookup spare parts and other inventory items on Amazon.

Spectro Jet care

Lab requests can be started by selecting the Maintenance -> Lab page

SampleName	Provider	Components	Status	Added	Last Update	Delete	Result
987654	Spectro   Jet-Care	CRP	Not submitted	11/12/2021	11/12/2021		
123456	Spectro   Jet-Care	CRP	Complete	11/12/2021	11/12/2021		
Sample	Spectro   Jet-Care	CRP	Not submitted	11/12/2021	11/12/2021		
2222223	Spectro   Jet-Care	CRP	Pending	12/21/2021	12/21/2021		
25546	Spectro   Jet-Care	CRP	Not submitted	11/12/2021	11/12/2021		
245810	Spectro   Jet-Care	CRP	Complete	11/12/2021	11/12/2021		
654321	Spectro   Jet-Care	CRP CRP	Not submitted	11/12/2021	11/12/2021		

Show 15 entries  
Showing 1 to 7 of 7 entries





Create a new request

Via this page IDEA YACHT supports requesting laboratory results, a new request can be created by pressing add.



The screenshot shows a mobile application interface with a dialog box titled "Adding a laboratory order". At the top right of the dialog is a "Complete" status indicator. The dialog contains two main sections: "Component" and "Service Provider".

**Component**  
Related to the lab request

Below this section is a text input field containing two tags: "x C02" and "x C03".

**Service Provider**  
Which provided the test kit


Below this section is a dropdown menu with the selected option "Spectro | Jet-Care".

At the bottom of the dialog is the Spectro | Jet-Care logo, which consists of a circular grid pattern above the text "SPECTRO® | JET-CARE®".

At the bottom right of the dialog are two buttons: "Cancel" and "Save". The "Save" button is highlighted in green.



Adding a laboratory order for Spectro | Jet-Care

SAMPLE	sample-code-225566	
OWNER / OPERATOR	Owner / Operator	
VESSEL NAME	Testship	
UNIT TYPE	C02, C03	
POSITION (PORT/STBD)	Position (Port/STBD)	
UNIT SERIAL No.	SerialSerialSerialSerialSerialSerialSerialSerialSerialSerial	
UNIT HOURS	Unit Hours	
OIL HOURS	Oil Hours	
TOP UP (Litres)	Top Up (Litres)	
OIL BRAND + GRADE	Oil Brand + Grade	
SAMPLING POINT	Sampling Point	
SAMPLE DATE	1/10/2022	

Cancel Save

A request requires you to select the actual provide and the related components. Depending on the provider some of the component data will be shared to make sure they can analyze your send in samples.

In the second step IDEA will ask for further information (the information will depend on the provider), below shows the Spectro interface.










## Getting data, monitoring request

Once submitted IDEA will take care in the background sending the data to the provider and asking for updates. You can monitor the status of requests on the lab page or using the new widget for the dashboard. Once data is provided you can open it from the widget, the lab page. The documents will also be attached to the selected components in your vessel database and be stored in the document node of the domain.

### Lab

Open the full "Lab" page [↗](#)

-  Spectro | Jet-Care · 2222223 · Pending
-  Spectro | Jet-Care · Sample · Not submitted
-  Spectro | Jet-Care · 246810 · Complete
-  Spectro | Jet-Care · 25846 · Not submitted
-  Spectro | Jet-Care · 123456 · Complete
-  Spectro | Jet-Care · 987654 · Not submitted
-  Spectro | Jet-Care · 654321 · Not submitted



## Inventory and spare part search

The first external vendor to be integrated to IDEA YACHT is Amazon, on multiple pages you can lookup items with a single click on Amazon.

The screenshot displays the 'Inventory List' interface. At the top, there are buttons for 'Add selected items to request', 'Add to shopping cart', and 'Print'. Below these is a 'Filter' section with various dropdown menus for 'Manufacture', 'Supplier', 'Location', 'Department', 'Domain', 'Group', 'Subfolder', and 'Categories'. There are also checkboxes for 'Respect items quantity on orders', 'Show only critical items', 'Enable Forecast', 'Show expired inventory', and 'Show only Critical components related'. The main part of the interface is a table with the following columns: Item #, Barcode, Manuf., Manuf.#, Suppl.#, Group, Qty, Min, Max, Forecast, Ordered, Exp. Date, Price, Total (vessel), Select, and Buy. The 'Buy' column contains Amazon logos for several items, which are highlighted by a yellow box. The items listed are:

Item #	Barcode	Manuf.	Manuf.#	Suppl.#	Group	Qty	Min	Max	Forecast	Ordered	Exp. Date	Price	Total (vessel)	Select	Buy
- Stainless Steel Ball Locking Pins	000416667060		K6034.3112045		1010 Tools & Spares	0	0	0	N/A	0		28.18 EUR	0.00 EUR		
2906233 - 24V 3.4Ah Transas UPS Battery Pack	000431580147	Phoenix Contact	2906233		0725 Power	0	1	7	N/A	0		98.50 GBP	0.00 GBP		
Books: Owners Deck - Cosy lounge: Books	000417701784				1180 Guest Books	0	0	0	N/A	0		0.00	0.00		
Lrs 1Ph 400-24V 100Va - Transformer	000400753147	Wesemann	376845	A19239	0610 Main Distribution, Transformers and Frequency Drives	1	1	1	N/A	0		106.08 EUR	106.08 EUR		
Ng125H - Breaker 3P 16Ac. 7-10In 36Ka	000447053421	Schneider	18724	A441470	0610 Main Distribution, Transformers and Frequency	1	1	1	N/A	0		206.74 EUR	206.74 EUR		

We plan to integrate other vendors in future releases including more connected order capabilities, you will be able to ask for quotes or order spares directly from within IDEA.



# IDEA YACHT Purchase changes

The purchase system got a set of new features that help you to cover a wider range of tasks, please find below a quick overview:

- Track information about crew members that received items for a purchase order
- Link a work order purchase to a maintenance task
- Track shipping and handling fees with for any purchase
- New notification for purchase approvals

## Purchase order tracking

Each purchase order now shows a new tab, called Stock History, within you can see all changes for tracked items (items from your vessel database).

**Order Details**

← Back to list   ◀ Move to previous state   ▶ Move to next state   🚫 Close order   🗑 Delete order

01 Open Request / Shopping List   02 Purchase Request   03 Quote Request   04 Purchase Order   05 Delivered & Completed

Details   Deliverables   Addresses   Invoice   Documents   **Stock History**

This purchase contains a currency different then your system currency. You can check if exchange rate for this currency is set correctly by click here -> [click this link for check exchange rate.](#)

🖨 Print

**Filter**

Date	Item	Storage	Amount	Reason	User
11/01/2022	Anode	ENG PR PT - Tender Works 1	2	Purchase	IDEA Administrator

Show [10] entries   Previous 1 Next

Showing 1 to 1 of 1 entries (filtered from 58,106 total entries)

You can see the time, amount, storage and user who received the items form your purchase order.

IDEA YACHT will also now notify you once one of your purchase orders was approved, you can setup the approval (and many other settings) for your purchase order workflow by visiting:

*Stock control -> Purchase order state*



## Shipping and other fees

For all new and existing purchase orders you can now add custom line items:

Shipping and Handling Fees							
Description	Price	Currency	User	Timestamp	Modify	Delete	
Marina handling	75	EUR	Administrator	11/01/2022	▶	—	
Shipping INT	120	EUR	Administrator	11/01/2022	▶	—	

Show  entries

Showing 1 to 2 of 2 entries

Previous  Next

[Add new Shipping or Handling](#)

This line items will be added to the total sum of the purchase order, they do not show up on your quote requests.

## Work order

If you are using IDEA YACHT to track work order purchases, you can now link the order to the specific task in IDEA. You can select the task on the detail tab of the purchase order.

### Order Details

[Back to list](#) [Move to next state](#) [Close order](#) [Delete order](#)

01 Open Request / Shopping List   02 Purchase Request   03 Quote Request   04 Purchase Order   05 Delivered & Completed

Details   Work Items   Addresses   Invoice   Documents

[Save](#) [Print Overview](#) [Print Quote](#) [XML Export](#) [Favourite](#) [Purchase History](#)

#### General

Description: Release testing

Order No: 2022/01/11 ADM 00.1221

Barcode: 15000052

Date: 11/01/2022

Due date:  ✕

Requisitioner: IDEA Administrator

Department: Administration

Budget:

Line Items: 1 (Total Price: 2500.00 EUR)

Att. Documents: 0

Component Task:

#### Shipping and Payment

Priority:

Payment Terms:

Unpaid Invoices:

#### Receipt

Confirmation Date:  ✕

Port Received:

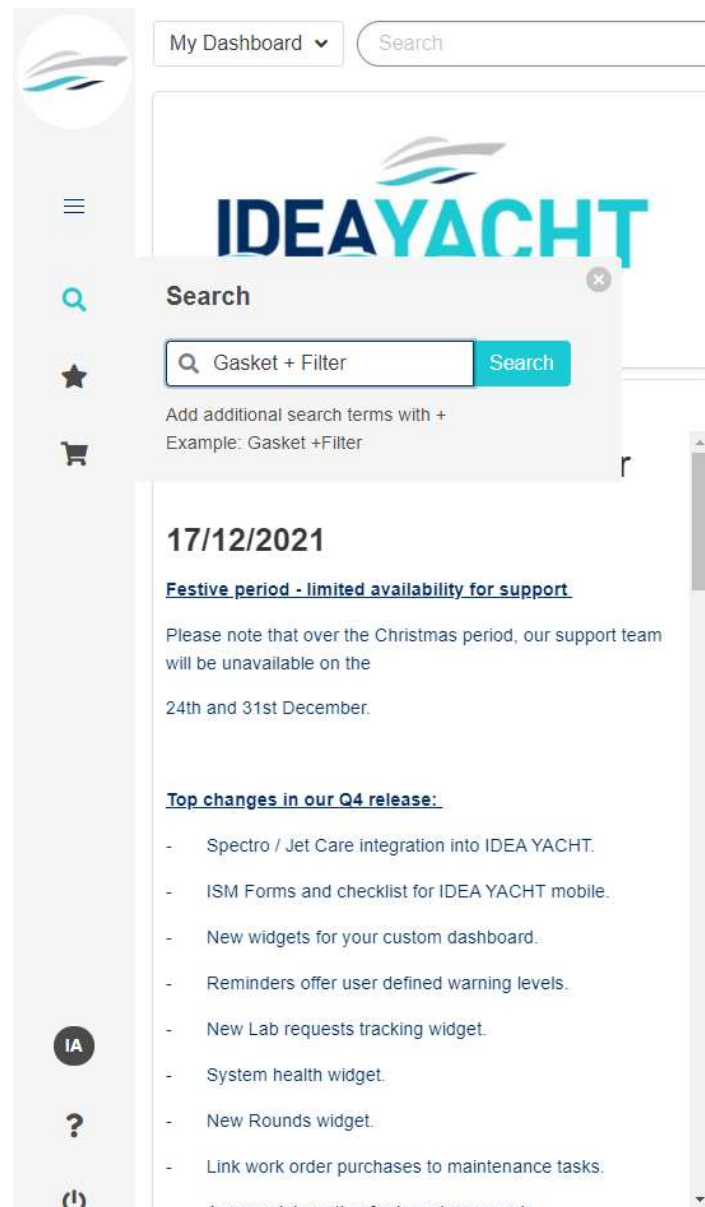
Delivery Date:  ✕

#### Notes

## Small things

If you are using the excel import to create your component structure, you can now also create the category and equipment types for components from excel. With the current import you can easily setup, for example, a list of IHM related equipment.

Need to search your database, you can now run more complex search requests by combining terms with a + sign:



The screenshot displays the IDEA YACHT dashboard interface. At the top, there is a navigation bar with a 'My Dashboard' dropdown menu and a search input field. The main content area features the IDEA YACHT logo and a search modal window. The search modal contains a search bar with the text 'Gasket + Filter' and a 'Search' button. Below the search bar, there is a note: 'Add additional search terms with + Example: Gasket +Filter'. The dashboard also shows a date '17/12/2021' and a section titled 'Festive period - limited availability for support' with a message: 'Please note that over the Christmas period, our support team will be unavailable on the 24th and 31st December.' Below this, there is a section titled 'Top changes in our Q4 release:' followed by a list of updates:

- Spectro / Jet Care integration into IDEA YACHT.
- ISM Forms and checklist for IDEA YACHT mobile.
- New widgets for your custom dashboard.
- Reminders offer user defined warning levels.
- New Lab requests tracking widget.
- System health widget.
- New Rounds widget.
- Link work order purchases to maintenance tasks.
- Amazon integration for inventory search.

# IDEA YACHT Changelog 2021.4

The following tickets are included in any version of IDEA YACHT starting with version 2021.4

- 0009459: [Stock Control] Ajax: Stock Control > Purchasing
- 0008609: [Stock Control] Tracking information about people who receive items inside the purchase order detail page
- 0008632: [Stock Control] Link work orders with maintenance tasks
- 0008633: [Maintenance] Add information about a user who create a one-time task inside the task preview in the "Maintenance: Plan/Tasks" page
- 0009499: [Stock Control] wrong order in Shopping cart table
- 0009597: [General] Ajax: Roundup October
- 0009486: [General] Ajax: Layout control
- 0009605: [3rd Party integration] Create tables in the DB for lab result integration
- 0009504: [Maintenance] Add a new filter related to the "Round Category" in three reports related to maintenance history (from the "Reports" page)
- 0009503: [Leave & Rest] You can mark day as "holiday", "sick leave" and put working hours manually also in case when we do not have a contract
- 0009506: [Leave & Rest] Calendar doesn't show Hours of rest
- 0009374: [Dashboard] User-defined reminder warning thresholds
- 0009375: [Dashboard] Toggle for cover/contain for cover pictures
- 0009508: [Dashboard] Problem with jump to elements from reminder widget in case when you have multiple reminder widgets on dashboard page
- 0009502: [API] Double history entries for an hour counter after perform a round which includes an entry point related to this counter
- 0009487: [General] Ajax: loading partial views logs warning about synchronous calls
- 0009581: [Mobile] Upgrade to Flutter 2.5.2 (current released version)
- 0009587: [Reminder] On some machine's reminders display "Invalid date"





- 0009580: [Stock Control] Custom PO Export & button to open custom export on PO overview
- 0009586: [Search] Cannot jump to the component history from the search page for a component which is not located in the subfolder
- 0009542: [Reminder] Problem with reminder called: "Due Orders (own department)" in case when a user profile is assigned to more than one department
- 0009579: [Excel Import] Import dies on empty cells
- 0008742: [Reporting] Do not show sum of quantity from all storages inside the "Items with Values and Totals" report when the "Location" filter is set
- 0009468: [Database Work] Diagnostic Page: make sure that check of triggers works fine
- 0009387: [Tests] Test case for checking the "Vessel Particulars" page
- 0009371: [Dashboard] Round overview and start widget for a new dashboard
- 0009518: [Reporting] The "Maintenance Plan" generated from the "Reports" page supports not correctly the "Timeframe" filter for due dates
- 0009507: [Drills] Cannot jump into drill details with use of the entry from the search results or entry from favorites
- 0009501: [API] Review error handling of mobile API
- 0009688: [General] Problem with displaying correct information for "holiday" and "sick leave" inside the calendar (inside the widget and on the page)
- 0009536: [Maintenance] You cannot create a task when permission called: "modify/delete periodic task..." or "modify/delete onetime task..." is disabled
- 0009509: [Dashboard] Problem with load content of reminder widgets (maybe also other widgets) after show JS error for calendar
- 0009718: [3rd Party integration] Lab: widget + limiting the view to support plans
- 0009662: [General] Dashboard Round Overdue
- 0009663: [Forms] Forms get MarkDeleted deleted when you create a category on fly
- 0009637: [Stock Control] Cannot revert delivery for more than one item from the "Items from vessel database" section
- 0009643: [Dashboard] Problem with reminders which include only one entry in the table (occurs on the demo page for IDEA Yacht)
- 0009617: [Mobile] Log & Rounds: Due Dates on Mobile
- 0009610: [General] AJAX: implement script loader



- 0008990: [Log And Rounds] Check if when we calculate order values for entry points from the category we reject entry points marked as deleted
- 0008841: [General] Add a new field for addresses (customer feature request)
- 0009369: [Dashboard] System health widget for a new dashboard
- 0009692: [Mobile] Cannot open the "Vessel DB" view and "Forms" view in the latest version of mobile app
- 0009696: [Mobile] Mobile support page, add a button to open system view of the app
- 0009690: [Replication] multiple service environment: named instances & Allow List
- 0009544: [Stock Control] Wrong "Total" value inside the "Outstanding Orders" report in case a partially delivered items
- 0009582: [Mobile] Forms on mobile
- 0009583: [General] Force new password format to all idea, gracefully
- 0009639: [Replication] The "Items Shortcut" database table are not replicated because the trigger used for replication has a wrong name
- 0009604: [3rd Party integration] [HEAD] Integration of Spectro/Lab systems
- 0009609: [3rd Party integration] Create a job for the service to run SPH's sync
- 0009608: [3rd Party integration] Write partial views for the Spectro's SPH
- 0009607: [3rd Party integration] Lab results overview page with SPH support
- 0009606: [3rd Party integration] Create first Spectro's SPH with mock integration
- 0009659: [Leave & Rest] Autofill did consider time zones and causes issues
- 0009650: [Leave & Rest] Changes for the "minimum hours of rest period" violations to take to account current and previous day
- 0009730: [General] Ajax: Script loader conversion
- 0009562: [Accounting] UI/UX Upgrade for accounting to match IDEA design guide
- 0009849: [Stock Control] You can see double storage after use "Check-in" or "Check out" button for items (when the "Stock Control" module is off)
- 0009824: [Log And Rounds] After perform a round which includes entry points connected to components you can see an error
- 0009850: [Mobile] Error 500 as the sync result after making any changes in the item quantity with use of mobile app



- 0009846: [API] Remove MVC model mapper and use Newtonsoft-JSON
- 0009552: [Crew & Guest Database] Show not mandatory certificates for a user with an orange color (customer request)
- 0009847: [Mobile] The "Storage name" filter in the "Inventory" view is not working well, you cannot see any result after use this filter
- 0009848: [General] Calendar wrong date set for sick
- 0009640: [Accounting] After adding a document into an accounting row and click on the "Save" button we do not see a document icon in the overview page
- 0009825: [Vessel Database] Stock history is not generated when you use button "+" and "-" from the "Description" tab (when the "Stock Control" disable)
- 0009840: [Leave & Rest] Cannot open the external page for "Hours of Rest" module
- 0009743: [Mobile] Deleted One-time tasks stay on mobile
- 0009833: [Search] You cannot jump to the log day details page from level of the search results page
- 0009838: [Log And Rounds] Wrong content of the "Documents" section for log day, can be that this section contains documents for previous displayed day
- 0009843: [Mobile] Problem with synchronize mobile app in case when the "Items Suppliers" database table include a lot of rows
- 0009680: [Stock Control] The "Categories" filter from the "Stock History" page work wrong when you select more than one spare category
- 0008656: [Stock Control] Add a new tab called "Shipping and Handling Fees" inside the purchase order detail page
- 0009533: [Maintenance] Add more information about spare parts inside the maintenance report which can be generated from the overview page
- 0009805: [General] We use the same starting letter for two attachments which can be added for log day and component
- 0009203: [Vessel Database] Separated permission for change critical flag for components
- 0009235: [Stock Control] You cannot set comment or choose stock history template in case when you use "Add" or "Remove" buttons from item details page
- 0009691: [Reporting] Allows to print the "Consumption Report" without grouping consumptions for the same item in one row
- 0009236: [Stock Control] You cannot set comment or choose stock history template in case when you add a new storage into a spare part



- 0009232: [Stock Control] Add possibility to close the "Stock Change" dialog with reverting changes for spare part quantity
- 0009702: [Dashboard] Lab widget, show last n lab requests with result allow on click to open
- 0009826: [Dashboard] Please check loading of dashboard after introducing a new script loader
- 0009685: [Stock Control] Please show places after comma/dot in the "Total" value calculated for work order items
- 0008993: [General] The "Log Logon" database table include message like "session ended" for users with ID set as "0"
- 0009141: [POC] Amazon integration
- 0009773: [API] Plankton sets null in IHM field for component
- 0009744: [Excel Import] improving SBA Excel
- 0009808: [Vessel Database] Item quantity is not properly decreased after use the "Remove" button from the "Description" tab
- 0009818: [General] Problems for Spectro integration module: problem with same sample used twice or more and problem with update all components
- 0009694: [Mobile] Problem with perform a round which includes an entry point connected to already deleted hour counter
- 0009714: [Mobile] Problem with update content in the "Up Next" section inside the mobile app after perform a round or a task
- 0009809: [Mobile] Set the "Planned Maintenance" for component history row created by mobile app based on the task type
- 0009679: [Forms] Problem with generate form history report in case when the "Select" field includes placeholder
- 0009701: [Dashboard] Limit the lab page to subscription only
- 0009553: [Maintenance] Set the "Planned Maintenance" flag from the "ComponentsHistory" database table based on the task type not selected category
- 0009693: [Maintenance] After mark an hour counter as deleted, please remove connections to this hour counter
- 0009528: [Stock Control] Please add name of a location and date in the report which can be printed from level of the "Active Inventory" page



- 0008980: [Reporting] New look of the crew certificate report which should be correct with ISM regulations
- 0008849: [Search] Allows a user to search for multiple strings at the same time
- 0009796: [Reporting] Problem with exports and crew certificate report after update DevExpress to latest version
- 0009785: [Mobile] Prevent API updating tasks that are already performed on one side
- 0009729: [General] Dev Workflow: Materials, Reviews
- 0009804: [Mobile] Show host on setting page
- 0009556: [Stock Control] Create a new notification which should be sent to creator of an order when his order is approved
- 0009381: [Maintenance] Add information about the page for documents added to a maintenance task
- 0009787: [Mobile] If sync is older as 8h show a popup where default/ok is sync now
- 0009784: [Mobile] Show warning to sync on dashboard of the mobile
- 0009783: [Mobile] Prevent sync with an old app
- 0009559: [Stock Control] Wrong content inside the "Purchase Order Receival List" report generated for "Other items"
- 0009548: [Stock Control] The "Order No" displayed in the purchase overview report can be different then this which you can see on the detail page
- 0009797: [Reporting] You cannot generate a report for certificate from level of the dialog with certificate details
- 0009576: [Log And Rounds] Rounds which are due with use of time set like: "00:00:00" are shown in the calendar for a not correct day (previous one)
- 0009786: [Mobile] Show in the last message of the sync screen the host that was used (in any case)
- 0009573: [Vessel Database] Saving value "0" for the "ManufacturerID" column in case when you use the "Save" button for item without manufacturer
- 0009720: [Vessel Database] Shipyard ID field for component and spares
- 0009722: [Search] Allow to search for shipyard id
- 0009721: [Excel Import] Add shipyard id to the import for excel (components and spares)



- 0009561: [Stock Control] Do not show action buttons for purchase order in gray color when purchase is in the last state
- 0009560: [Stock Control] Please change text displayed inside the "Purchase History" dialog
- 0009550: [General] Use proper company name and proper support email address inside the custom error page
- 0009682: [Stock Control] Problem with load content inside the "Stock History" tab from the purchase detail page (only when open page quick)
- 0009596: [Reporting] Upgrade DevExpress to latest stable
- 0009719: [Log And Rounds] You cannot add a new entry point value from level of the "Data" tab from log group page
- 0009731: [Install/Update] Start install update as admin
- 0009625: [API] Problem with sync after perform a round without enter any values for entry points included in this round
- 0009742: [Maintenance] Reset the value inside the "HourBasedLastTriggerValue" after change the hour counter assigned to the task trigger
- 0009772: [Database Work] Planning SQL Changes for system tables
- 0009202: [Excel Import] Allows a user to set "Category" for imported item and "Equipment Type" for imported component

